



OPEN VIEW

ALUMINIUM & GLASS



PRODUCT
CATALOG 2024
2025

ABOUT **OPEN VIEW ALUMINIUM & GLASS**

Our company was established in Johannesburg, South Africa, in February 2010 focused on supplying aluminium-related products to both domestic and commercial customers.

Thanks to our team's extensive knowledge and skill, we quickly spread our footprint to Bulawayo, Zimbabwe, where we have become one of the market leaders in the manufacturing of aluminium windows, doors and garage doors.

Our main pillars of quality and service ensure that we consistently deliver on our promises. As a family-run business, we believe in treating our staff with equality, compassion, and respect. This approach has created a cohesive team that works together effectively, with a strong sense of camaraderie, dignity, and job satisfaction.

Innovation is a core part of our company culture, and we are proud to be market leaders in our product design.

OUR **ALUMINIUM** RANGE

Open View Aluminium & Glass windows and doors are made of strong, lightweight aluminium alloy frames. We buy our aluminium profiles from two reputable suppliers in South Africa - Conways and Ultra. Our windows and doors require limited maintenance and never need to be painted – the perfect combination of durability, energy-efficiency and affordability.

NATIONAL **AVAILABILITY**

Our large distribution network ensures that our aluminium products are available for any size project, anywhere in South Africa and Zimbabwe – on time, every time.

STANDARD **COLOURS**

All products are available in standard colours. Colour samples are a guide only and may not match actual product.

WHERE TO FIND US

SOUTH AFRICA

Co.Space Midrand, Unit C34, Brand Rd and Swart Drive, President Park AH, Midrand, 1685
+27717282948

ZIMBABWE

16A Harare Road, Glengary, Bulawayo
+263782339561 or +263714995482


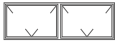




































WEBSITE

 openviewaluminium.co.za

TOP HUNG RANGE

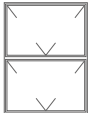
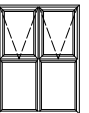
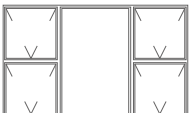
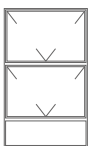
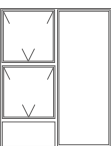
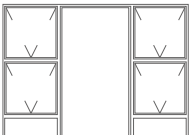
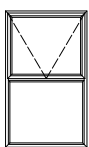
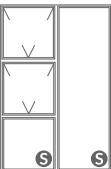
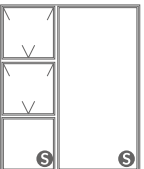
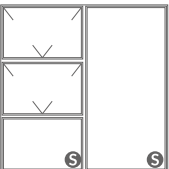
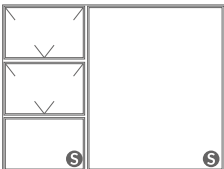
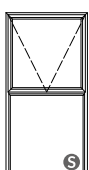
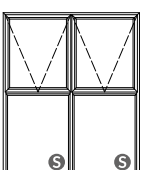
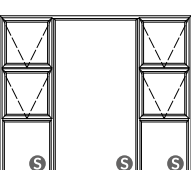
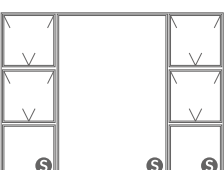
These windows are perfect for commercial or residential environments as they allow ventilation and unrestricted airflow even during rainy weather



	600	900	1200	1500	1800	2100	2400
400	 PT 64		 PTT124	 PTT154	 PTT184	 PTT214	 PTT244
600			 PTT126	 PTT156	 PTT186	 PTT216	 PTT246
600	 PT 66	 PT 96	 PT 126	 PT 156	 PT 186	 PT 216	 PT 246
900	 PT 69	 PT 99	 PT 129	 PT 159	 PT 189	 PT 219	 PT 249
900	 PTF69				 PTT189	 PTT219	 PTT249
1200	 PT612	 PT 912	 PTT 1212	 PTT 1512	 PTT 1812	 PTT 2112	 PTT 2412 ^S
1200	 PTF612		 PT 1212				

- ⊙ Obscure glass available in all windows.
- Ⓢ Toughened safety glass is fitted to selected windows where required.

OPEN VIEW ALUMINIUM & GLASS

	600	900	1200	1500	1800	2100	2400
1200	 PTT 612	 PTT 912		 P4TT 1512	 P4TT 1812		
1200		 PTHH 912	 PTHH 1212	 PTHH 1512		 P4TT 2112	 P4TT 2412
1500	 PTT 615	 PTT 915	 PTT 1215	 PTT 1515	 PTT 1815	 PTT 2115	 PTT 2415
1500				 P4TT 1515	 P4TT 1815	 P4TT 2115	 P4TT 2415
1500	 PT 615	 PT 915	 PTHH 1215	 PTHH 1515			
1800	 PTT 618	 PTT 918	 PTT 1218	 PTT 1518	 PTT 1818	 PTT 2118	 PTT 2418
1800	 PT618	 PT918	 PTHH1218	 PTHH1518	 P4TT 1818	 P4TT 2118	 P4TT 2418

All sizes shown are cavity opening sizes. Products are 10mm smaller in width and height than indicated.

All windows are supplied left-hand opening as standard. Right-hand opening windows are available on request.


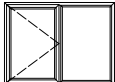
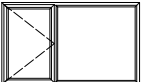
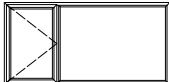
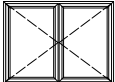
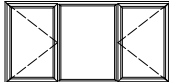




SIDE HUNG RANGE

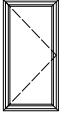
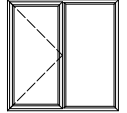
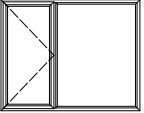
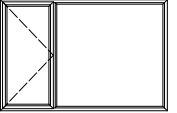
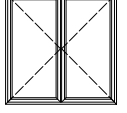
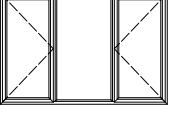
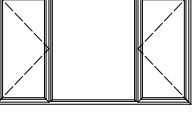

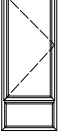
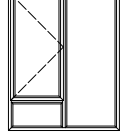



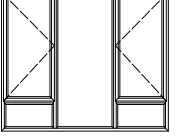
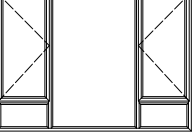
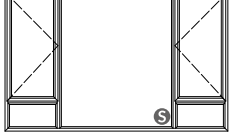
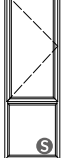
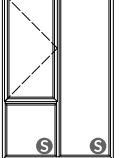
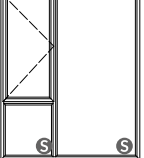
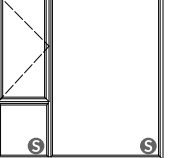
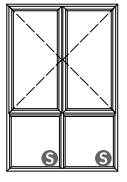
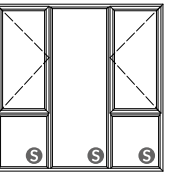
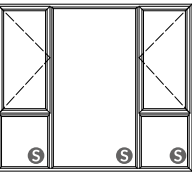
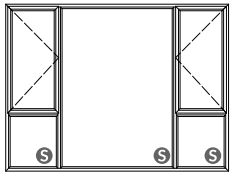
The opening sash on a side hung window can be opened to direct the airflow exactly where you want it, for maximum ventilation. When ordering please specify whether the window is left-hand or right-hand opening as viewed from the outside.

Features

- Ergonomic midnight black cast steel handles
- Durable stainless steel window hinges.
- Can be fitted with burglar bars on request.

	600	900	1200	1500	1800	2100	2400
900	 SH69		 SH129	 SH159	 SH189		
900			 SHH129		 SHH189	 SHH219	 SHH249

OPEN VIEW ALUMINIUM & GLASS

	600	900	1200	1500	1800	2100	2400
1200	 SH612		 SH1212	 SH1512	 SH1812		
1200			 SHH1212		 SHH1812	 SHH2112	 SHH2412
1500	 SH615		 SH1215	 SH1515	 SH1815		
1500			 SHH1215		 SHH1815	 SHH2115	 SHH2415
1800	 SH618		 SH1218	 SH1518	 SH1818		
1800			 SHH1218		 SHH1818	 SHH2118	 SHH2418

All sizes shown are cavity opening sizes.
Products are 10mm smaller in width and height
than indicated.

- ⊙ Obscure glass available in all windows.
- Ⓢ Toughened safety glass is fitted to selected
windows where required.

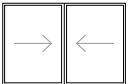




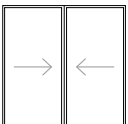
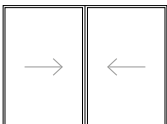
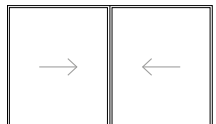
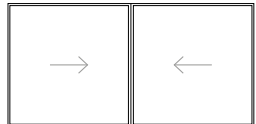
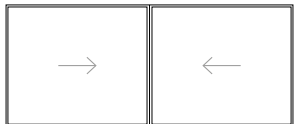
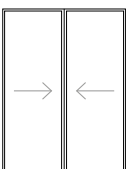
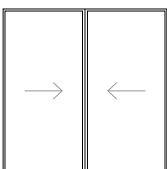
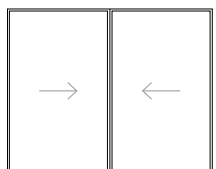
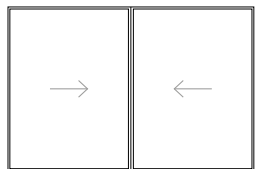
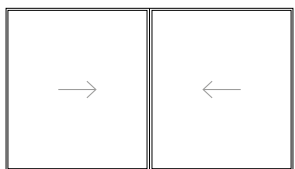
All windows are supplied left-hand opening
as standard. Right-hand opening windows are
available on request.



HORIZONTAL SLIDING RANGE

Horizontal windows provide effective ventilation where the external space is limited. Design simplicity and few moving parts make these windows more durable than conventional windows. Ideal for wide openings, the advanced gliding mechanism requires very little effort to open or close them.

- Available in standard sizes, but non-standard sizes can be ordered at an additional cost.
- High security locking mechanism included.
- Recessed finger-latches also included.

	900	1200	1500	1800	2100
600	 <p>HS 96</p>	 <p>HS 126</p>	 <p>HS 156</p>	 <p>HS 186</p>	 <p>HS 216</p>
900	 <p>HS 99</p>	 <p>HS 129</p>	 <p>HS 159</p>	 <p>HS 189</p>	 <p>HS 219</p>
1200	 <p>HS 912</p>	 <p>HS 1212</p>	 <p>HS 1512</p>	 <p>HS 1812</p>	 <p>HS 2112</p>

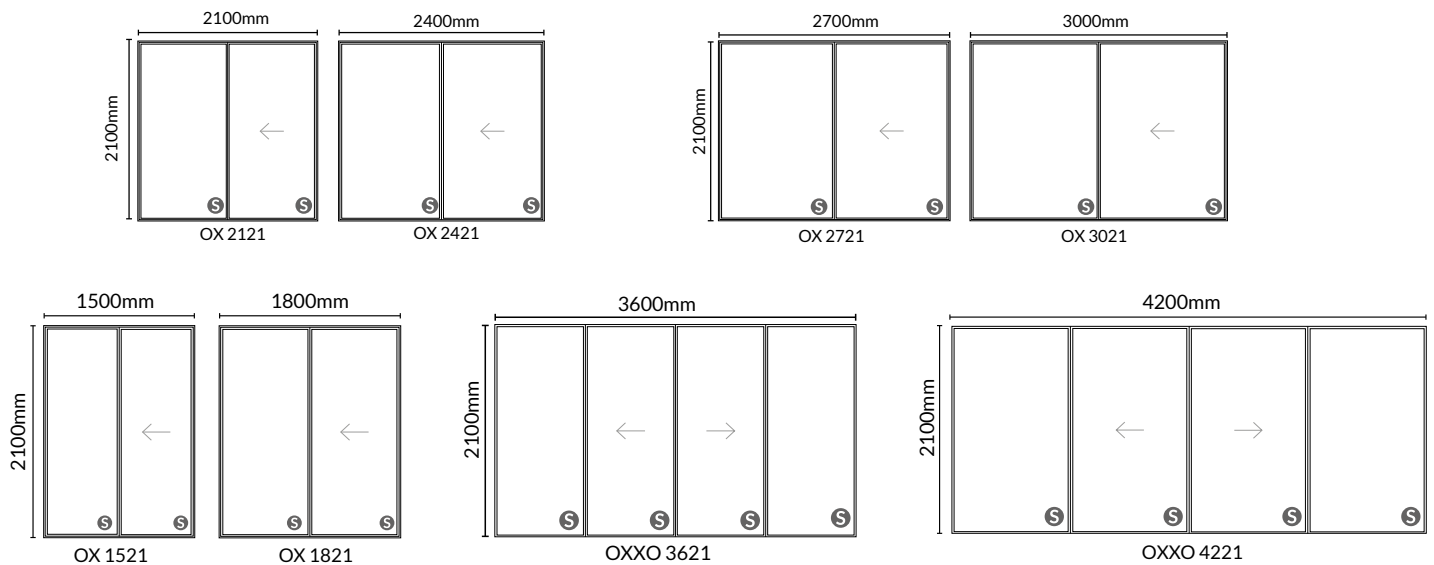
All sizes shown are cavity opening sizes. Products are 10mm smaller in width and height than indicated.
 ● Obscure glass available in all windows.



SLIDING DOOR RANGE

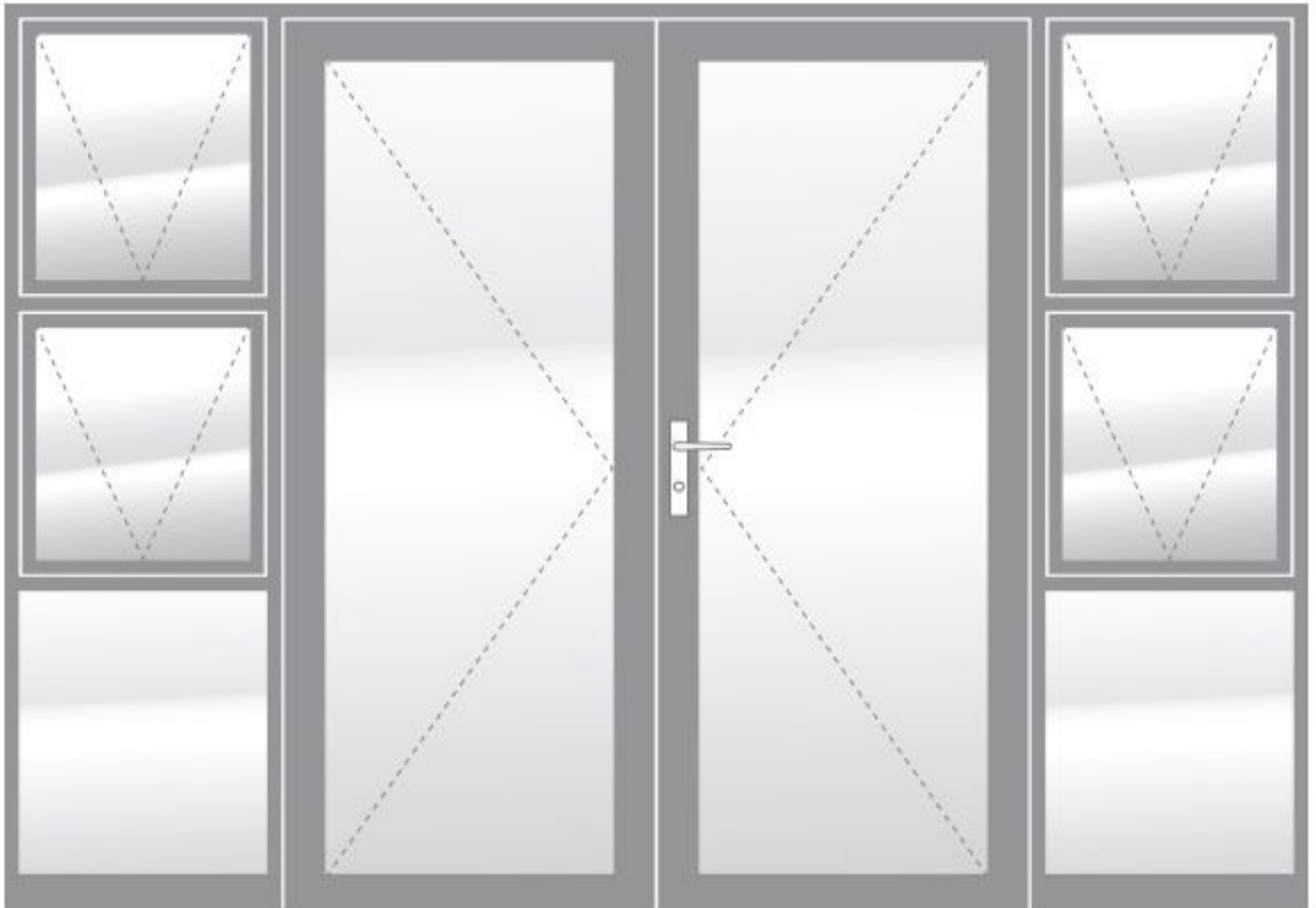
Open View Aluminium & Glass sliding doors are constructed with long-life rollers to ensure a smooth gliding action, and are pre-glazed with toughened safety glass. Our sliding doors are designed to be weather and dust-proof.

- All doors are supplied with secure and lockable handles.
- Night latches can be fitted for extra security.



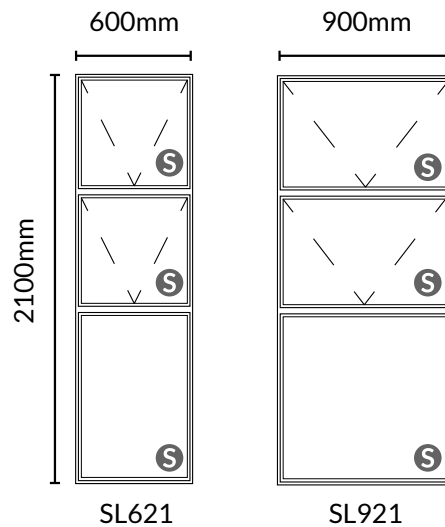
- All doors are supplied with secure, lockable handles.
- Two-panel sliding doors are universally handed to allow for either left or right opening.

S All doors are fitted with 5mm toughened safety glass.



SIDELIGHTS

All Sliding doors can be coupled with sidelights, either fixed or projecting-out vents.



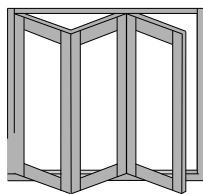
- Pre-glazed sidelights can be fitted to the left, right or on both sides of the doors.
- Adapter jamb and sill sold separately
- Ⓢ 4mm toughened safety glass fitted to all sidelights.
- - Indicates the fixed panel X - Indicates the sliding panel
- OX - Doors are universally handed i.e.: they can be assembled either left-hand or right-hand opening.
- OXXO - Doors are opened from the middle.




FOLDING DOOR RANGE

When opened, these doors create the maximum possible opening you can get. It's the perfect way to extend your kitchen, sun room, lounge or bedroom. These doors are divided into sections and you can choose from a three-panelled door up to a much wider six-panelled door.

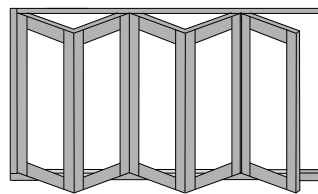
- When ordering please specify whether the door must stack to the left or right when viewed from the outside.
- All doors open outwards.
- It is not necessary to open the entire span for access. The first leaf functions as a single (traffic) door and opens independently.



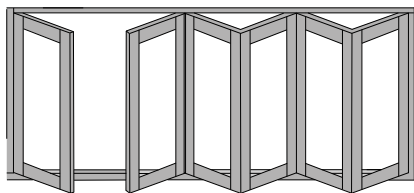
3-door
1800w x 2100h
2100w x 2100h



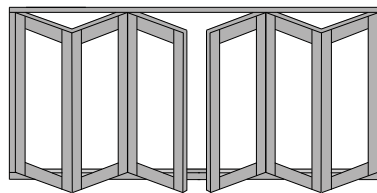
4-door
2400w x 2100h
2800w x 2100h



5-door
3000w x 2100h
3500w x 2100h



6-door
3600w x 2100h
4200w x 2100h



6-door centre
3600w x 2100h
4200w x 2100h

- Ⓢ All doors are available with 5mm toughened safety glass.
Glass to be order separately.

ENTRANCE DOOR RANGE

The Open View Aluminium & Glass range of entrance doors can be used in a wide range of applications such as front doors, balcony doors, office doors and even internal doors.

- Open-out doors have a bottom weatherproof sill fitted in the frame
- Open-in doors require the builder to weatherproof below the door.



Arrow Full Glass
EDAR



Valencia
EDVC



Ilano
EDIL



Elegance
EDEL



Full Pane
EDFP



Americana
EDAM



2 Pane Door
ED2P



4 Pane Horizontal
EDH4



8 Pane Horizontal
EDH8



Staggered
EDST



Criss Cross
EDCC



Staggered Solid
EDSS



Full Slats
EDFS



Stable Horizontal
STH4



Staggered Solid Stable
STSS



Mid Rail Stable
STMR



Half Glass Solid
STHS



Valencia
PDVC



8 Pane Horizontal
PDH8



Elegance
PDEL



Arrow
PDAR



Valencia with Side Light
ED2P



TRELLIS GATES/BURGLAR BAR RANGE

Open View Aluminium & Glass custom security gates are ideal for high risk environments and are best suited for both indoor and outdoor applications. Our trellis gates are the ideal solution for protecting entry and exit doors as well as other larger openings.

- Constructed from double 12 mm vertical uprights for strength and flexibility
- The lattice work (diamonds) is secured across 3 uprights for maximum strength
- Comes standard with a tamper-proof double slam-lock for quick protection
- Available in a wide range of UV resistant colours
- Low profile anti-trip bottom track
- High tensile rivets used in the construction

GARAGE DOOR RANGE

Discover the exceptional craftsmanship of Open View Aluminium & Glass, where quality and security converge. We specialise in creating enduring, high-quality garage doors.

We use top-tier materials such as heavy duty aluminium for fluted doors, and high-quality glass, ensuring unparalleled durability and aesthetics.

The standard single garage door size in South Africa and Zimbabwe for regular vehicles is 2440m x 2130m, but they can be custom-made if the size of your garage opening is different.

The standard size of a double garage door in South Africa and Zimbabwe is 4880m x 2130m, but they can be custom-made if the size of your garage opening is different.




BALUSTRADES RANGE

Safety is the number one reason you are installing balustrades. But how about making them aesthetically appealing while keeping everyone safe too?

Open View Aluminium & Glass are expert installers of two types of balustrades: Frameless Glass Balustrades and Stainless Steel Balustrades.

■ If your taste is a modern, minimalist home, you definitely want the Frameless Glass Balustrade which keep the staircase and balcony safe, while letting in more light and allowing uninterrupted views.






GLASS BALUSTRADES



STAINLESS STEEL BALUSTRADES

Stainless steel balustrades are one of the most popular choices for residential properties. The material itself has a number of benefits including its strength and durability, resistance to weathering, easy cleaning, resistance to rust and this type of balustrade is one of the more affordable options available.



MOTORISED ENTRANCE GATES

Our aluminium entrance gates are an informed choice for your home that help to improve security and safety for the entire family.

Designed to suit the aesthetics of your building and the local area, they seamlessly blend into their surroundings while providing you with protection for your house and its contents.

In turn, aluminium gates can boost the intrinsic value of your property, making them an asset for the future.

As opposed to wooden or steel alternatives, aluminium gates are lightweight and low maintenance. They cause minimal damage to hinges, rollers or tracks when used with an automated system. With a rust and corrosion resistant structure, these entrance gates have been shown to withstand harsh weather conditions without chipping, cracking or flaking. The rigid structure won't warp overtime and is able to maintain the sleek and professional finish.



SHOP PARTITIONING

We specialise in manufacturing customised glass and aluminium office partitions and shopfronts.

- A professionally designed aluminium and glass shopfront adds modern styling to any store, showing off your merchandise in an unobtrusive and aesthetically pleasing style, inviting your customers right in.
- Partitions are used mostly in open plan office spaces to convert one room into a number of offices. Glass partitions create visual openness or give a little privacy to one's work space by using frosted vinyl. They also create an exclusive office when sand blasted. The frost vinyl and sand blasting can also be designed into different styles. These partitions bring about more natural light depending on the type of glass chosen.
- Our shopfronts and office partitions are fitted with toughened glass or laminated safety glass as standard.



FRAMELESS SHOWER DOORS

A frameless shower offers timeless elegance and style that can transform any bathroom into something unique. From walk-in showers to custom designed roller showers, Open View Aluminium & Glass can build and install your dream custom frameless shower.

Our custom built frameless showers and shower doors are made from 8mm toughened safety glass.



WHERE TO FIND US



SOUTH AFRICA

Co.Space Midrand, Unit C34, Brand Rd and Swart Drive,
President Park AH, Midrand, 1685
+27717282948

ZIMBABWE

16A Harare Road, Glengary, Bulawayo
+263782339561 or +263714995482

WEBSITE

🖱️ openviewaluminium.co.za

E-MAIL

✉️ sales@openviewaluminium.co.za